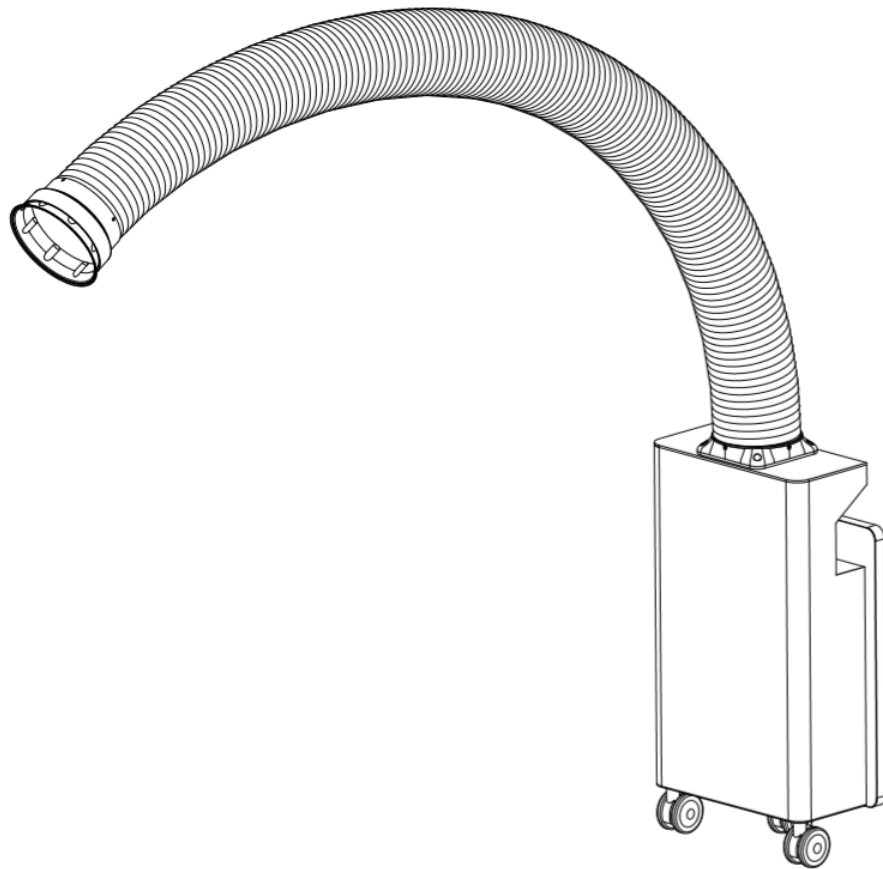


AIRGLE® EXTRAORAL DENTAL SMART FLEXHOSE

OWNER'S MANUAL (MODEL: AG900D)



Congratulations on your purchase, and welcome to Airgle!

Be sure to register your product at www.airgle.com to take full advantage of the support that Airgle has to offer.

Airgle Corporation: 1170 Lincoln Avenue Unit 2 Holbrook, NY 11741 USA

CONTENTS

Contents	2
Important Safety Precautions	3
Features	4
Packing Contents	5
Content List.....	6
Installation Instructions	7
How to Operate	12
Limited Warranty.....	13
Service.....	14

IMPORTANT SAFETY PRECAUTIONS

When using this, or any electrical appliance, basic safety precautions should always be followed – especially when children are present. These precautions include but are not limited to the following:

- **Airgle® Extraoral Dental Smart FlexHose is an accessory of Airgle® Air Purifier AG900.**
- Always turn off and unplug the Airgle® Air Purifier when not in use.
- Do not use the Airgle® Air Purifier outdoors.
- Do not expose to water or rain to reduce the risk of electric shock.
- Do not immerse the Airgle® Air Purifier in water or splash water on it.
- Do not operate the Airgle® Air Purifier near an open flame.
- Do not obstruct the air inlet or air outlet of the Airgle® Air Purifier.
- Do not let liquids or objects enter the air inlet or air outlet.
- Do not plug in or unplug the machine when your hands are wet.
- Do not use if the supplied power cord is damaged. Damaged cords must be replaced by the manufacturer, its service agent or similarly qualified persons in order to avoid a hazard.
- Disconnect the power supply from your Airgle® Air Purifier by unplugging the power cable before replacing filters, cleaning, moving or doing maintenance.
- Do not attempt to remove any part of the device except parts designated in this manual as being replaceable, such as filters.
- Do not use attachments or filters not recommended by Airgle.
- Do not attempt to repair the Airgle® Air Purifier. If your device is no longer working, contact Airgle for information on where it may be sent for repair by an authorized service facility.
- To reduce the risk of fire or electric shock, do not use this device with any solid-state speed control device.
- Save these instructions for future reference.

FEATURES

Airgle® Extraoral Dental Smart FlexHose (AG900D) is engineered to facilitate the removal of potentially harmful aerosols and droplets produced during procedures that require high-speed scaling and drilling. The attachment's evacuation arm can be maneuvered to place the suction snout near the patient's mouth or chest area when drilling or doing hygiene as a defense against harmful airborne pathogens and infectious material that can threaten the health and safety of patients and staff.

Connects with the Airgle® Clean Room Air Purifier (AG900) sold separately.

Summary of Features

- Compatible with AG900
- Mobility
- 5 ft evacuation arm
- Evacuation arm rotates 360° degrees
- Disposable snout
- Disposable filter
- Easy installation and removal

PACKING CONTENTS

To unpack your new Airgle® Extraoral Dental Smart FlexHose (AG900D), follow the instructions below.

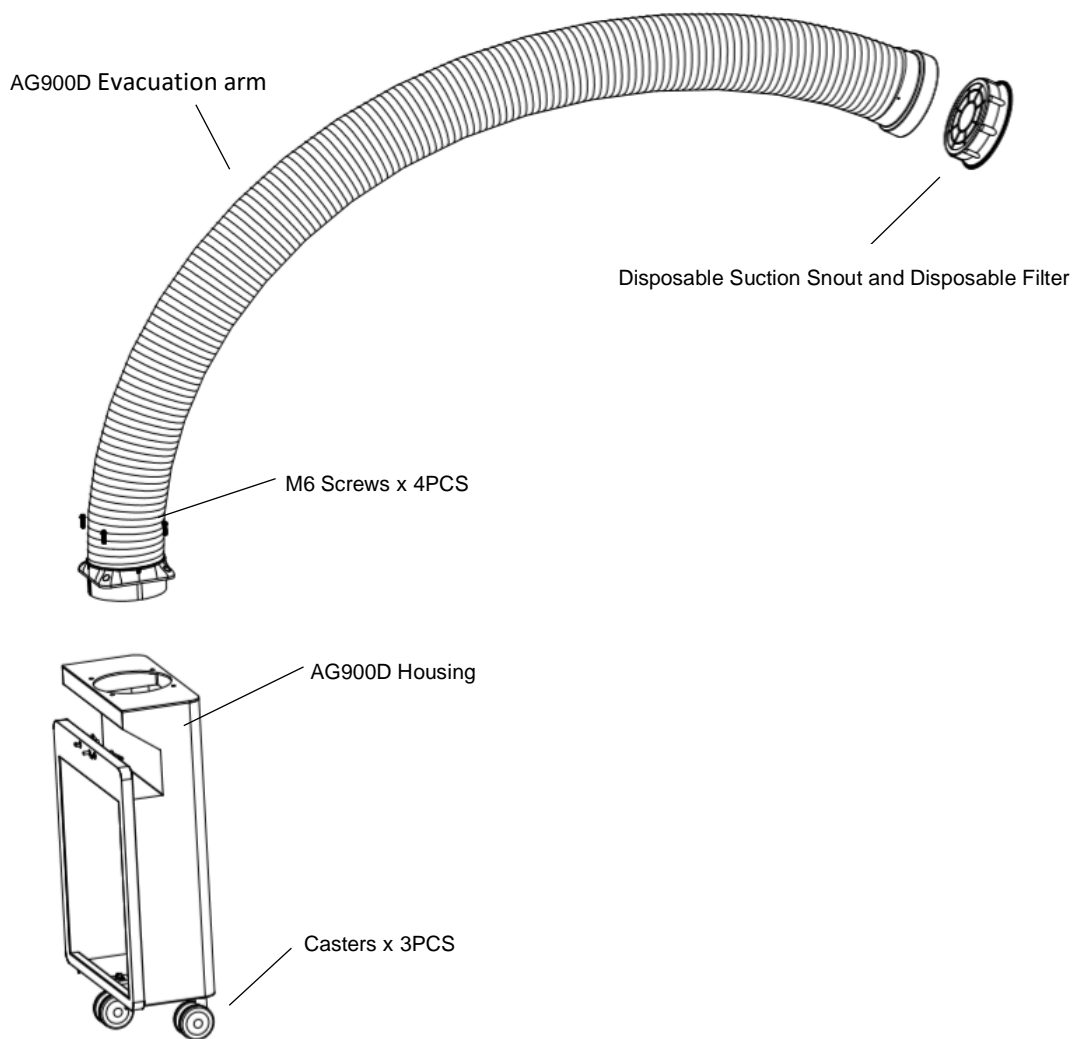
1. Remove the Airgle® Extraoral Dental Smart FlexHose from the packaging.
2. Do not throw the original box and packaging away. Keep it in case you need to transport the device again sometime in the future.
3. Check the components received against the content list to make sure you have all the parts.
4. Check the device and all the components for damage. If the device or any of the components show damage from shipping, contact your local dealer.
5. For your future convenience, record the model information here. Model information can be found on the name plate located on the bottom of your device.

Model Number	Purchase Date	QR Code

CONTENT LIST

1. Airgle® Extraoral Dental Smart FlexHose (AG900D)

- a. Casters x 3pcs (Pre-installed)
- b. AG900D Housing
- c. M6 Screws x 4pcs
- d. AG900D Evacuation Arm
- e. Disposable Filter
- f. Disposable Suction Snout



2. Owner's Manual

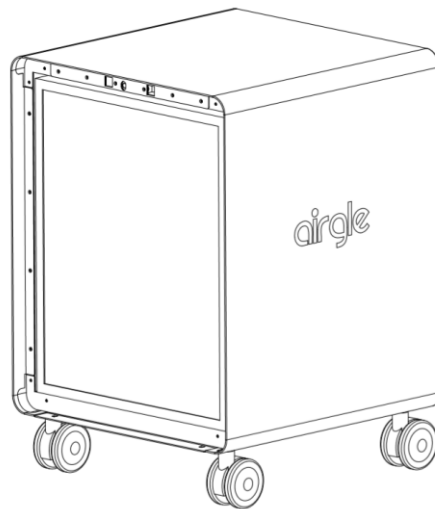
INSTALLATION INSTRUCTIONS

Below are the general installation instructions for your new Airgle® Extraoral Dental Smart FlexHose.

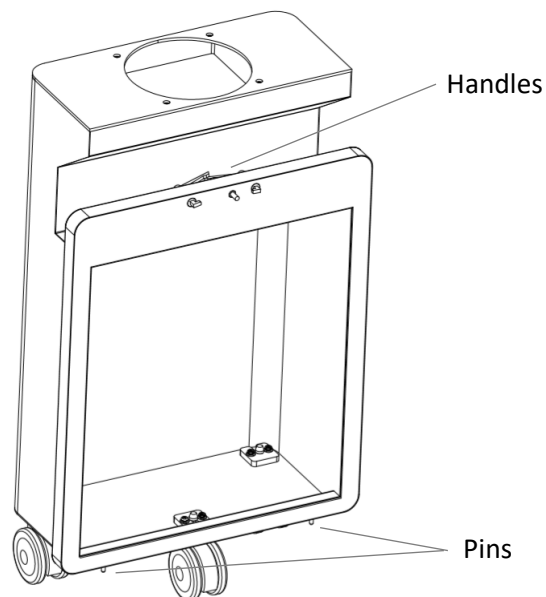
AIRGLE® EXTRAORAL DENTAL SMART FLEXHOSE (AG900D) INSTALLTION

This Airgle® Extraoral Dental Smart FlexHose (AG900D) is only compatible with Airgle® Clean Room Air Purifier(AG900);

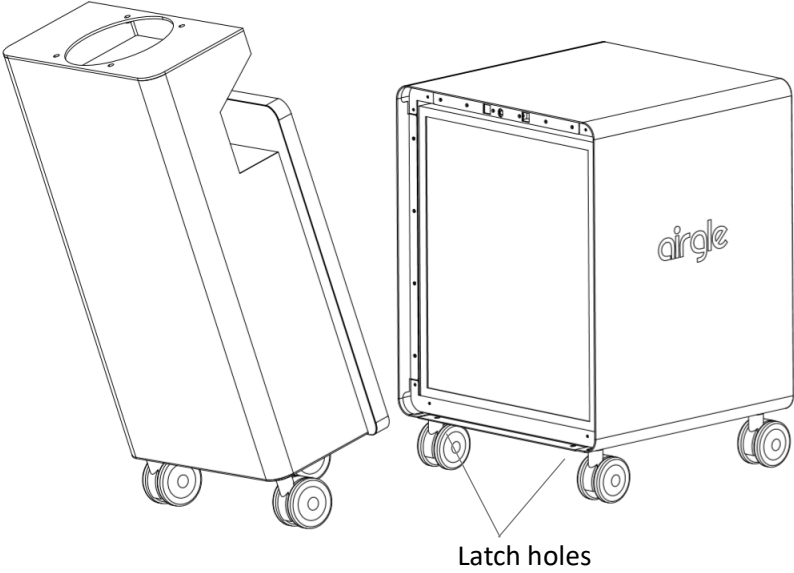
1. Make sure you have AG900 air purifier ready.
2. Power off the AG900 air purifier, unplug it, and remove the back panel.



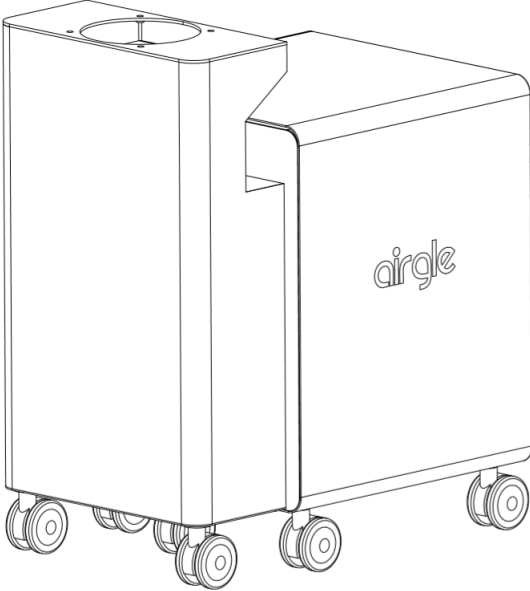
3. Remove the main Housing of the AG900D from the packing box. Make sure the handles air turned toward each other.



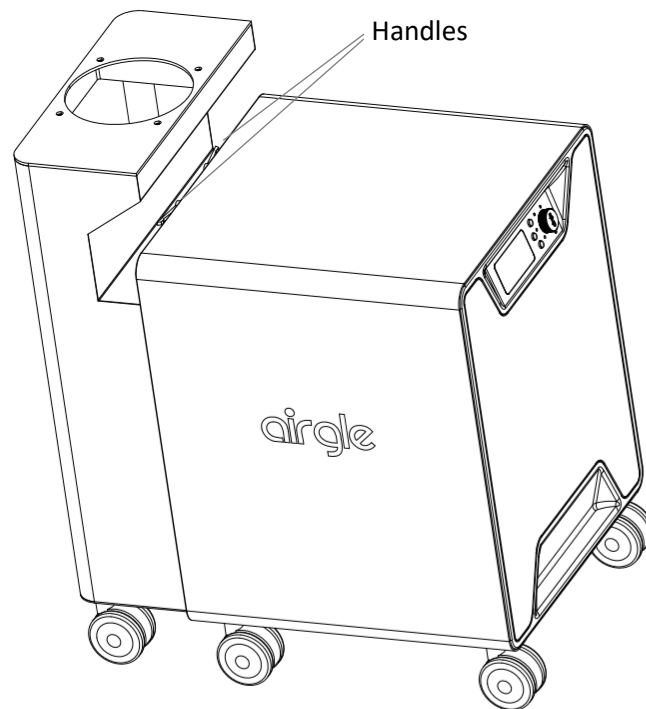
- 4. Fit the pins at the bottom of the AG900D into corresponding latch holes in the main body of the AG900, as illustrated below.



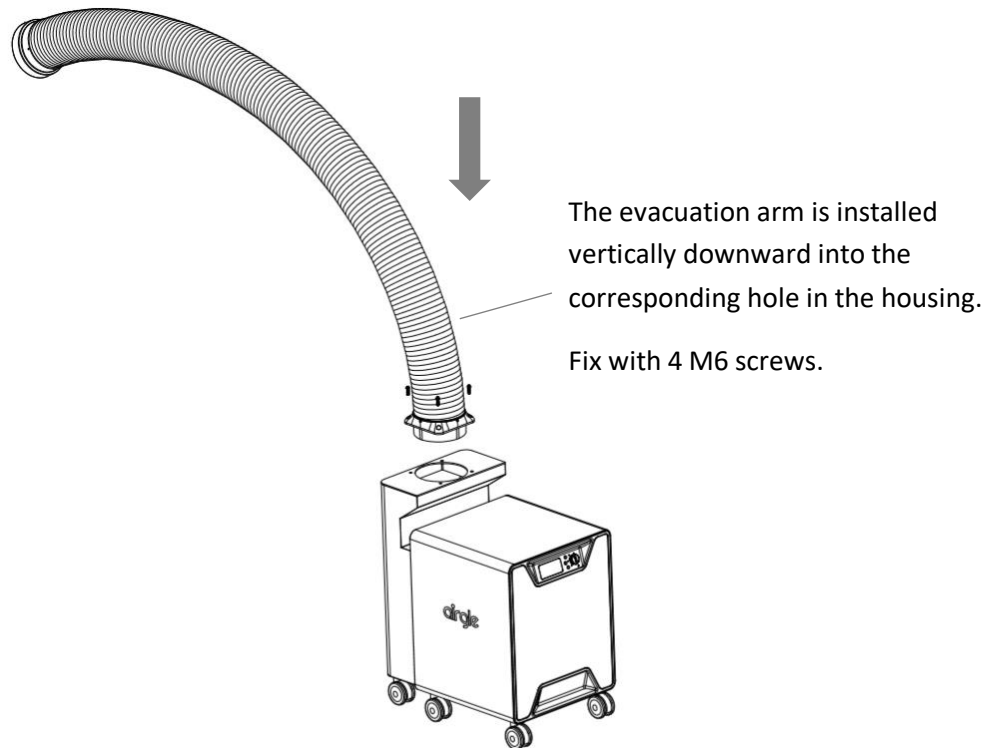
- 5. Push the AG900D housing into the unit.



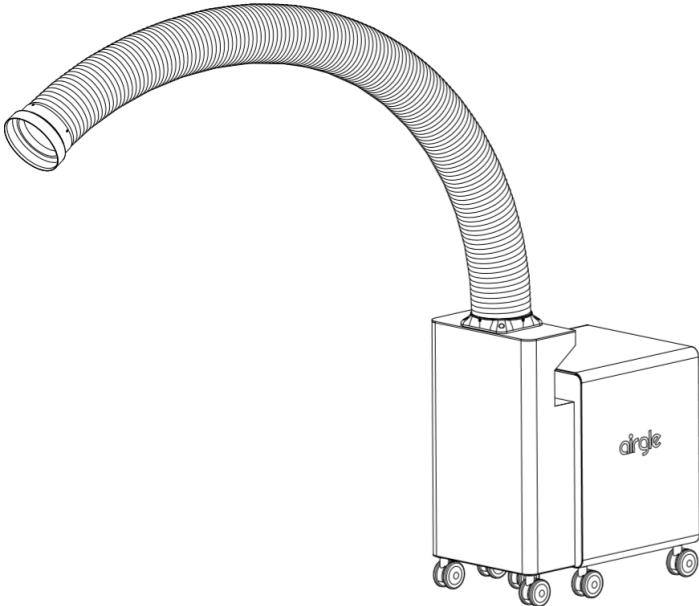
- Secure the two units together by turning the two handles to the sides to lock the housing into the unit, as illustrated below.



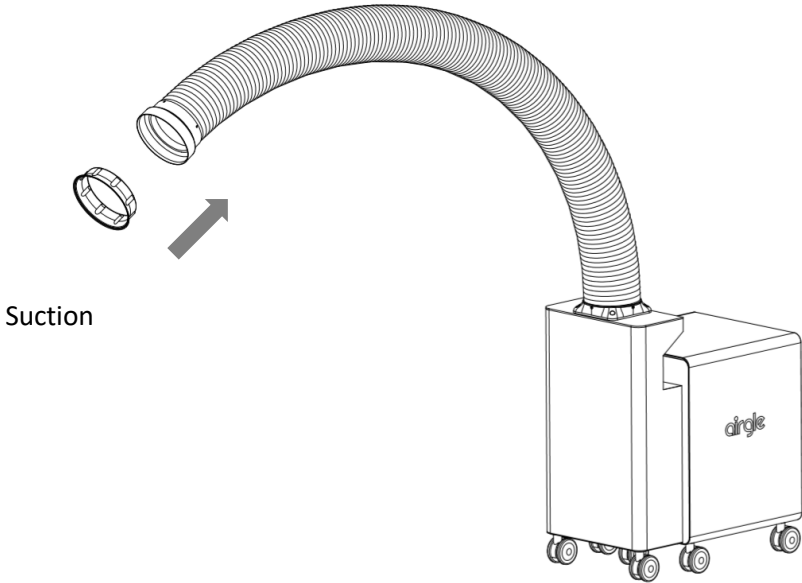
- Install the AG900D Evacuation Arm onto the housing.



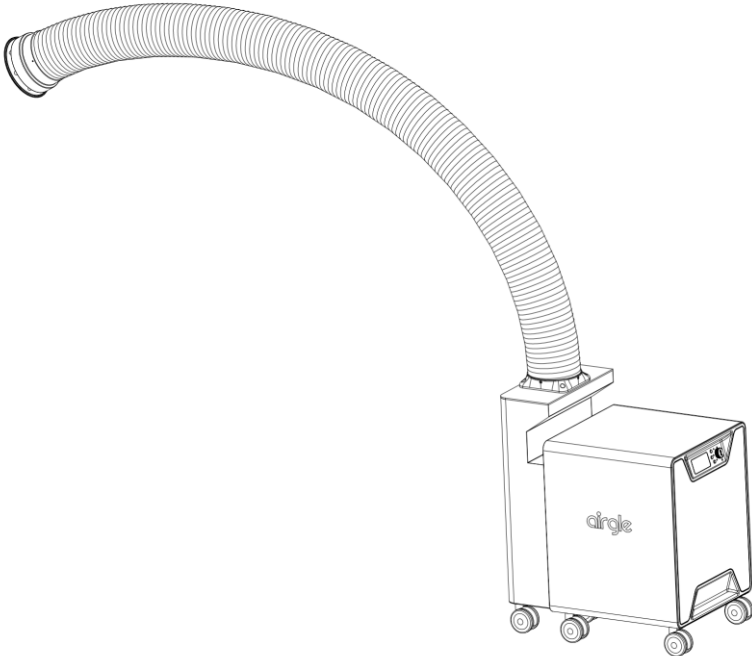
8. Adjust the evacuation arm.



9. Install the disposable filter first and then the suction snout.

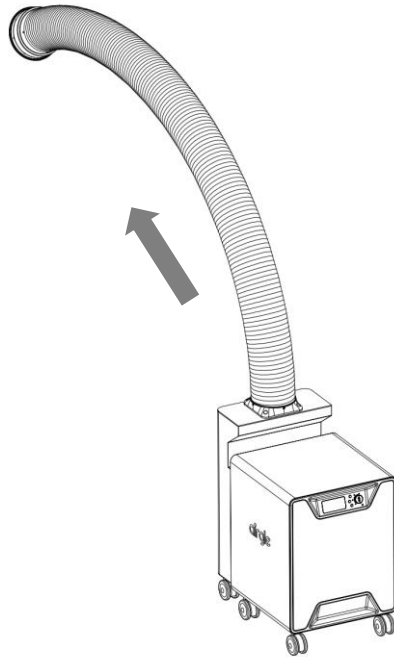


10. Completed.

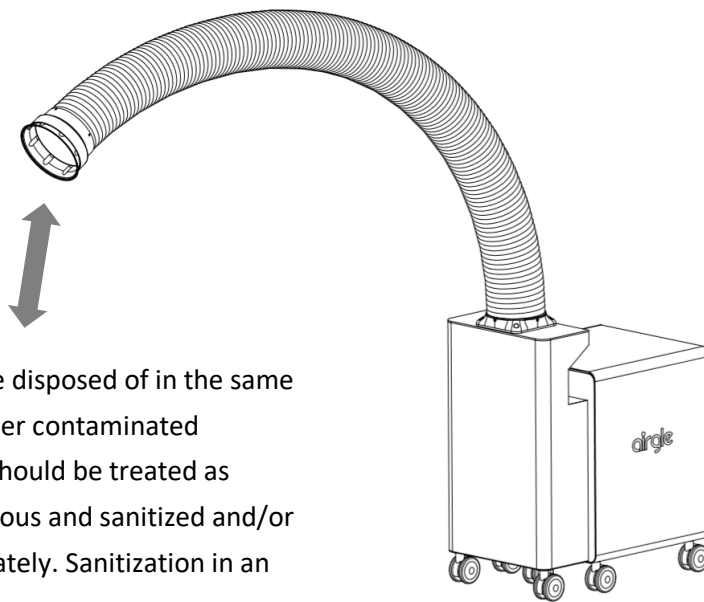


HOW TO OPERATE

1. Plug in the AG900 power cord and turn the power on.
2. Evacuation arm rotates 360° degrees.



3. To replace the filter and snout, simply pull the snout away from the evacuation arm. Replacement after each use is recommended.



Used filters should be disposed of in the same way as gauze and other contaminated disposables. Snouts should be treated as potentially biohazardous and sanitized and/or disposed of appropriately. Sanitization in an autoclave is possible.

AIRGLE® EXTRAORAL DENTAL SMART FLEXHOSE (AG900D) MAINTANANCE

Keeping your AG900D device clean may provide a more hygienic and pleasant experience for your customers and employees. The device may be sanitized using an alcohol-based wipe or appropriate alcohol-based cleaner (approx. 70-90% strength isopropyl alcohol) applied to a microfiber cloth.

LIMITED WARRANTY

Airgle Corporation (hereinafter "Airgle") warrants to the original purchaser of this product, who purchased their Airgle® Extraoral Dental Smart FlexHose (AG900D) from an Airgle authorized distributor or dealer:

- That this product, including all of its Airgle authorized parts, is free of defects in material and workmanship.
- That this product, if found to be defective within the stated warranty period, will be repaired free of charge to the consumer (both parts and labor) by an authorized Airgle service agent.
- The warranty period for commercial use is two years from the date of purchase.

WHAT IS NOT COVERED BY THIS WARRANTY

This warranty does not cover the following:

- Defects resulting from damage caused by repairs, service, or alterations to the appliance performed by a service facility not authorized by Airgle.
- Defects resulting from negligence, abuse, misuse, improper or abnormal usage or maintenance of the product its parts or accessories.
- Ordinary wear or cosmetic damage (scuffs, scratches, gouges, dents, etc.) shall not be considered a defect in materials or workmanship.

SERVICE

For service under this Limited Warranty or for information you may need about the product, please visit our service website at www.airgle.com/service-and-support/ or call our service hotline at

(866) 501 - 7750.